

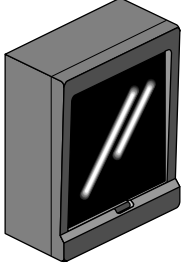


P44
BATTERY

THRU BEAM PHOTOELECTRIC SENSORS WITH BATTERY SUPPLY P44 FOR EXTERNAL WALL MOUNTING

TYPE	THRU BEAM	
AVAILABLE	RECEIVER	EMITTER
		
SWITCHING DISTANCE	15m	
EMISSION	Infrared	
NOMINAL VOLTAGE	12-24 V AC-DC (selectable)	9 V alkaline battery
FREQUENCY	50/60 Hz	-
OUTPUT	2 relays UNI 8612 norms	-
NUMBER OF OPERATIONS	(5x10 ⁶ mec. op. - 100x10 ³ elect. op.)	
MAXIMUM OUTPUT CURRENT	1 A 24 VDC - 0.5 A 120 VAC	
BATTERY LIFE	-	150 days (min.)
ABSORPTION	70 mA	-
YELLOW LED	Output Indicator	
GREEN LED	Supply Indicator	
SWITCHING FREQUENCY	1 Hz	
RESPONSE TIME	≤ 900 mS	
START UP DELAY	≤ 300 mS	
TEMPERATURE LIMITS	-20 ÷ +60°C	
LIGHT IMMUNITY	5000 Lux ⁽³⁾	
PROTECTION DEGREE	IP 54	
CONNECTIONS	With Connectors	
HOUSING MATERIAL	Housing: nylon loaded with fiberglass - Filter: methacrylate	
WEIGHT (APPROXIMATELY)	340 g	

⁽³⁾ Determined with halogen tungsten lamp 3000 °K.**Note:** Each package includes emitter, receiver and the alkaline battery for the emitter.

IMPORTANT WARNING

The thru beam photoelectric sensor can be used as a sensor to detect the presence of an obstacle if the sensing beam get interrupted. In no case this device can substituted the obligatory safety devices that must be applied on all dangerous equipment.

ORDERING CODE

THRU BEAM PHOTOELECTRIC
SENSOR SERIES →

P

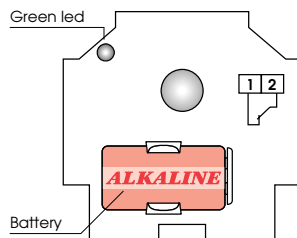
44

← FOR EXTERNAL WALL MOUNTING
WITH BATTERY SUPPLY

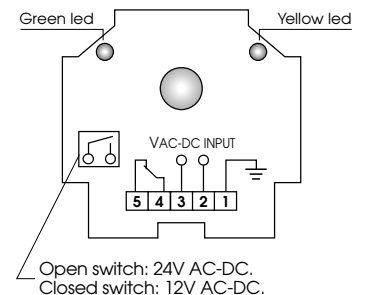
WIRING DIAGRAMS

EMITTER

Connect the connectors 1 and 2 to the sensitive edge output contact to activate the beam emission.

WARNING: Do not connect other supply sources to the connectors 1 and 2 or to the battery plug. The device could be irreparably damaged.

RECEIVER

Note: Connect to ground the connector 1.**EMX**
INDUSTRIES, INC.15437 Neo Parkway • Cleveland, Ohio 44128
800-426-9912 • 216-518-9888 • Fax: 216-518-9884
Email: sensors@emxinc.com • Web: www.emxinc.com